



DL 2101T02
COMMUTATEUR

Double interrupteur unipolaire 250 Vca, 10 A.



DL 2101T05
POUSSOIR LAMPE


Poussoir unipolaire 250 Vca, 10 A.



DL 2101T03

SELECTEUR

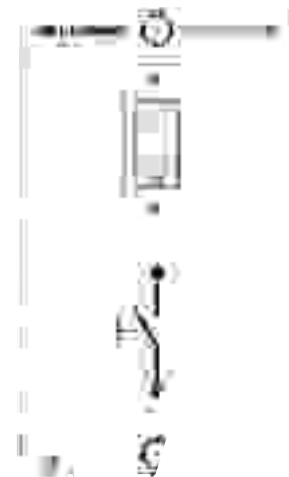
Commutateur va-et-vient
250 Vca, 10 A



DL 2101T06

POUSSOIR CLOCHE


Poussoir unipolaire, 250 Vca, 10 A.



DL 2101T04

INVERSEUR

Commutateur bipolai-
re 250 Vca, 10 A.



DL 2101T07

POUSSOIRS CLOCHE/CLE

Deux poussoirs unipolaires 250 Vca, 10A.

